





Part	Description	Qty
A	Front leg	2
B	Back leg	2
C	Support	1
D	Seat slat	18
1		4
2	 M6 x 10 x 20	4
3		36
10		1